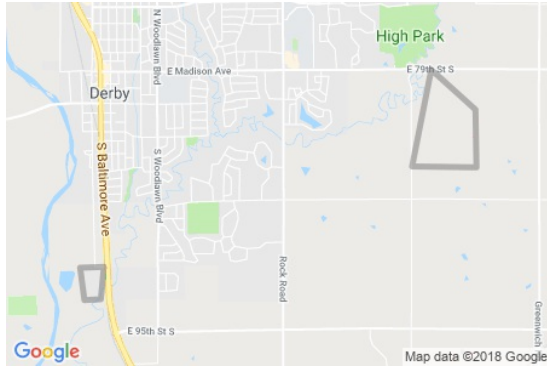


Derby

County: Sedgwick

City of Derby, Kansas

316-788-3081 | marciahartman@derbyweb.com



Source: ESRI®, 2018

Population

Population Overview

Population 2018:	23,771
Population 2023:	25,044
Female Population 2018:	12,117
Male Population 2018:	11,652
Diversity Index:	27

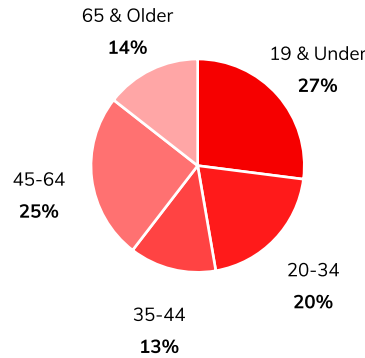
Population By Race

White:	91%
Hispanic or Latino:	6%
Two or More Races:	4%
Black or African American:	2%
Asian:	2%
Some Other Race:	1%
American Indian:	1%
Native Hawaiian or Pacific Islander:	Below 1%

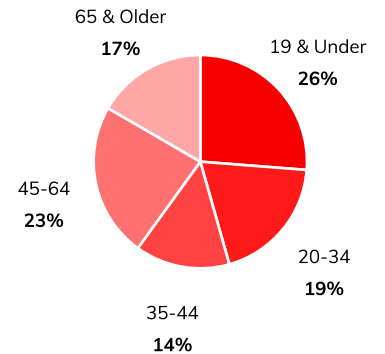
Workforce

Total Workforce:	12,102
Employed:	98%
Unemployed:	2%

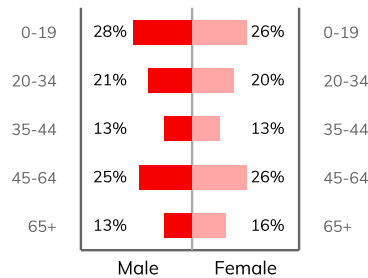
Population By Age 2018




Population By Age 2023



Age & Gender 2018




Median Age 2018




Households



Total Families



Average Daily Commute



Net Migration



Housing Overview


2018 Median Home Value:	\$170,674
2023 Median Home Value:	\$190,443
2018 Total Housing Units:	9,286
2018 Owner Occupied Units:	6,567
2018 Renter Occupied Units:	2,264
2018 Vacant Units:	455
2023 Total Housing Units:	9,820
2023 Owner Occupied Units:	6,723
2023 Renter Occupied Units:	2,264
2023 Vacant Units:	461

Employment by Industry


Manufacturing:	2,265
Educational Services:	1,532
Health Care/Social Assistance:	1,281
Retail Trade:	1,237
Public Administration:	721
Accommodation/Food Services:	715
Professional/Scientific/Tech Services:	559
Construction:	558
Arts/Entertainment/Recreation:	531
Other Services:	498
Finance/Insurance:	452
Admin/Support/Waste Management Services:	373
Wholesale Trade:	353
Transportation/Warehousing:	331
Real Estate/Rental/Leasing:	230
Information:	120
Utilities:	31
Agriculture/Forestry/Fishing/Hunting:	26
Mining/Quarrying/Oil & Gas Extraction:	11
Management of Companies/Enterprises:	0

Income


Median Household Income



Average Household Income



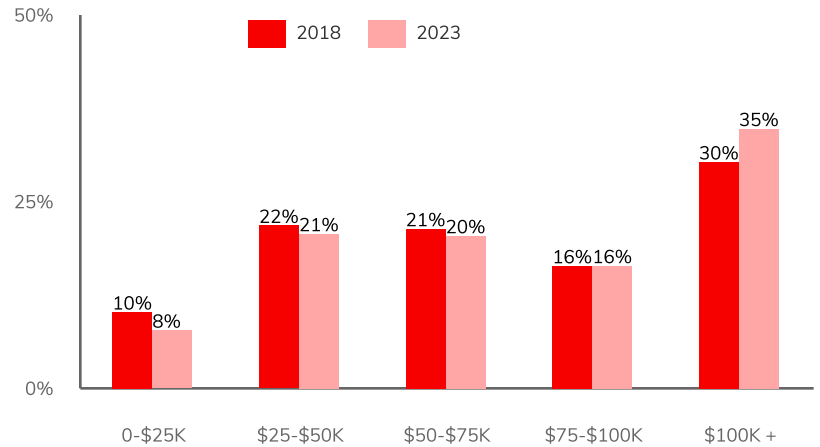
Per Capita Income



Income Growth

Per Capita Income Annual Growth Rate	2.37%
Median Household Income Annual Growth Rate	1.84%

Household Income Distribution



Description

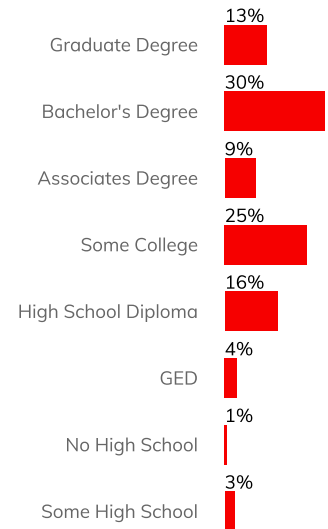
Located in southeast Sedgwick County, Derby is the 2nd largest city in the Wichita Metropolitan Statistical Area (MSA) and is home to more than 23,000 residents. With a wide range of retail, service and manufacturing businesses, Derby has a reputation for quality living and for being progressive while maintaining the practical sensibility for which Kansas is known. Derby offers the best of small-town values combined with the resources of a progressive and growing community. Derby's ability to carve out a distinctive identity within the metro community has been a major factor in earning Derby its reputation as a great place to be. Its outstanding school system, community amenities, extensive parks and bike paths, low crime rate, friendly atmosphere, and commitment to excellence have all helped Derby mature into a premier community. Our vision is to be a community where dreams take root and thrive. Our mission is to create vibrant neighborhoods, nurture a strong business community, and preserve beautiful green spaces. Derby is a city large enough to have all the amenities you need, yet still small enough to feel like home. This is a place where you can raise your family, grow your business, and retire in a community you'll love forever - Derby truly is the place to be.

Education

Education Levels

Graduate Degree	2,027
Bachelor's Degree	4,783
High School Diploma	2,526

Education Attainment 2018



Source: ESRI®, 2018